

ZHENYANG LIGHTING TECHNOLOGY CO.,LTD


SPECIFICATION

Product Name: LED Panel Light

Product Model: ZY-PL36



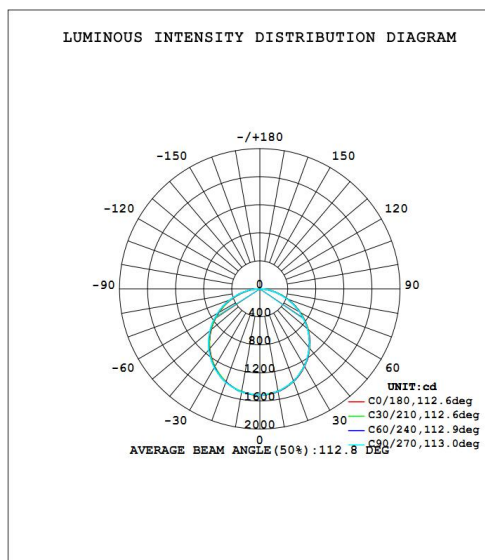
LED Panel Light 300&1200



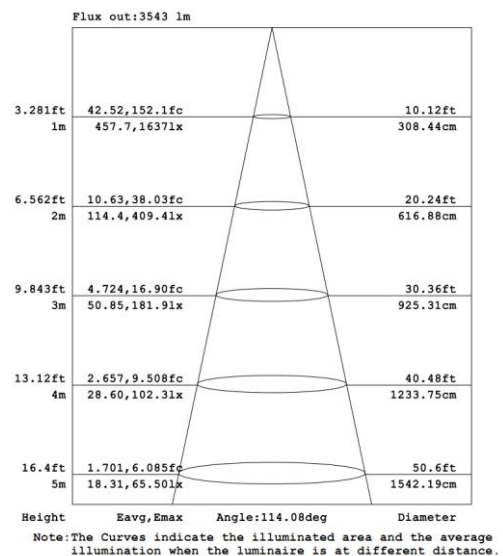
Product Parameters:

| | | | |
|-------------------|----------------------------|---------------------------|--------------------------------|
| Power Parameters | Input Voltage: AC-100~240V | Power Factor: $\cong 0.9$ | Power Efficiency: $\cong 88\%$ |
| Power | 36W | | |
| Luminous flux | 3600 LM | | |
| Color Temperature | 3000-6500K | | |
| CRI | >80 | | |
| LED Chip/Qty | Epistar | | |
| Beam Angle | 120° | | |
| Operating Temp. | -20°C ~ 45°C | | |
| IP Level | IP 20 | | |
| Gross Weight | 1KG | | |

Luminous Intensity Distribution Diagram



AAI Figure



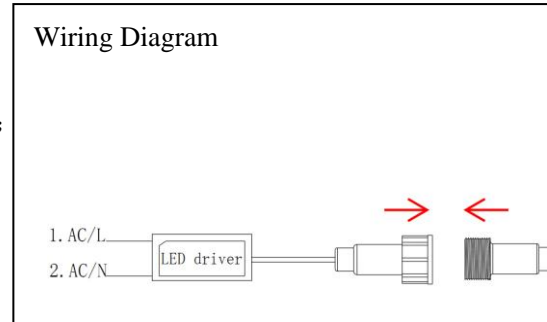
Attention:

- Product is for indoor use only, avoid magnetic, high voltage, lightning and other environmental etc;
- Firmly installation, correct wire connection;
- Product only running under the rated input voltage;
- Turn off the power supply before connecting wires;
- If there have any question about installation, please consulting with professional electrician;
- Professional installation must have valid certificates;
- Other questions, please confirm with Zenith Salesman.



Electric Shock Attention

Ensure the power supply has been cut off before connecting the wire, and all wiring and installation of this product are required to be operated by professionals.



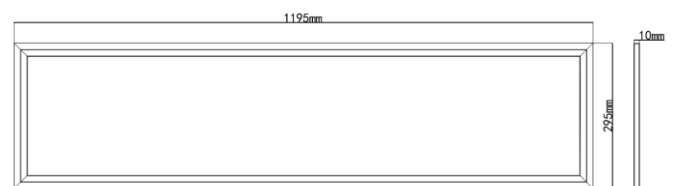
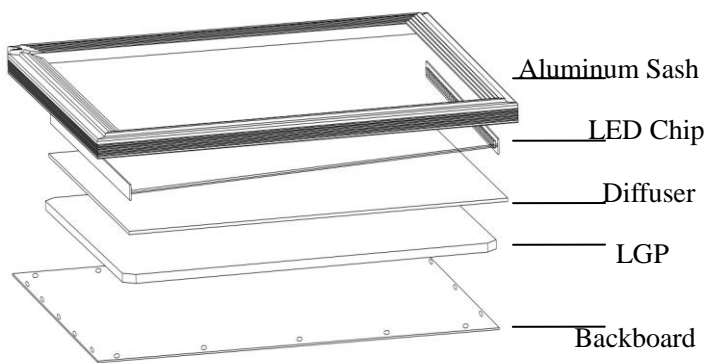
Applications:

◎ Widely used in hotel, meeting room, factory, office, commercial use, residence, school, hospital, communal facility etc.

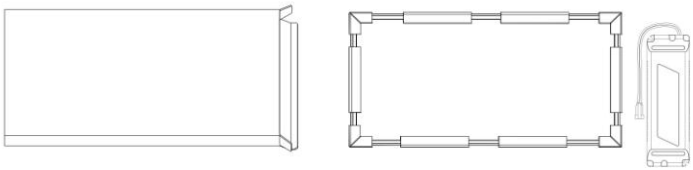

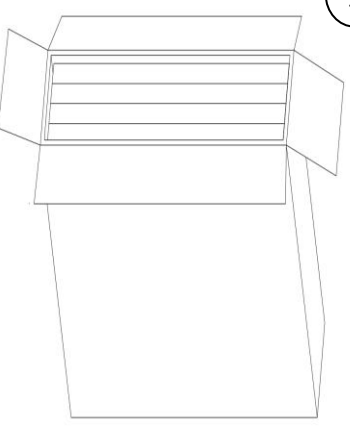
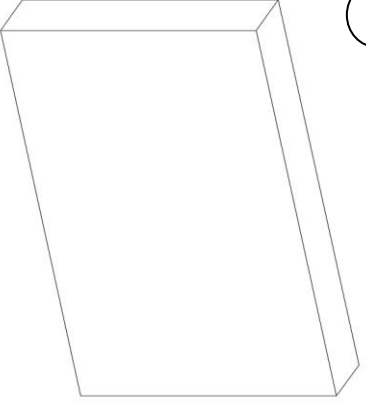

Product Features:

- ◎ 1. Uniformity and soft lighting, no light spot: point light source transform to surface light source and use optical technique to make more soft light and comfortable luminous environment;
- ◎ 2. Side light with good heat dissipation structure design, heat dissipation is quick, shell temperature rise is less 20 degree, effective prolong whole lamp lifetime, light source service life more than 30000 hours;
- ◎ 3. Simple Installation: 1) Ceiling Mounted Installation; 2) Recessed Installation; 3) Suspended Installation. More details, please see installation pictures;
- ◎ 4. Extrapolation isolated high PF CC regulated power supply, hot start, no glare, no electric noise, no RF interference;
- ◎ 5. Brief outward, elegant luxury, booth good lighting effect and also can as artistic decorations; it used as wall lamp or advertising art backlight etc.

Product Exploded Diagram Product Appearance Size



Product Package & Fittings

| | | |
|---|---|---|
|  <p style="text-align: right;">1</p> |  <p style="text-align: right;">2</p> | |
| <p>©First use PE bag, EPE around the panel light, Power supply with light together packaged</p> <p>©Inner Box Size: 1270*330*40mm GW: 4.5kg</p> | | |
|  <p style="text-align: right;">3</p> <p>©Carton: 5pcs/CTN</p> |  <p style="text-align: right;">4</p> <p>©Carton Size: 1290*350*230mm GW: 23kg</p> |  <p>1.Suspended Installation Fittings: Screw Cap: 8pcs Tapping Screw: 8pcs 1M Lifting rope: 4pcs Lifting rope clip: 4pcs</p> |